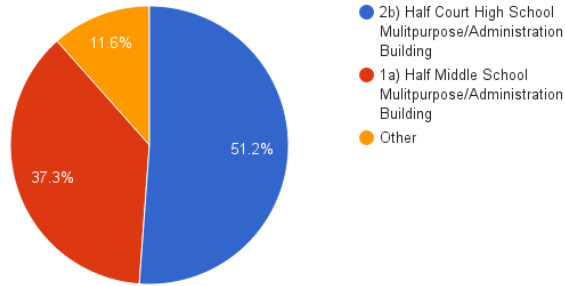


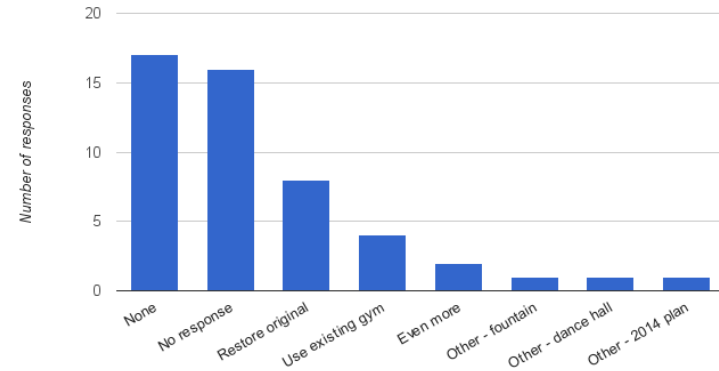
Zone 1: Gym/Multipurpose/Administration



Zone 1: Gym/Multipurpose/Administration

2b) Half Court High School Multipurpose/Administration Building	221	51.16%
1a) Half Middle School Multipurpose/Administration Building	161	37.27%
Other	50	11.57%
Grand Total	432	100.00%

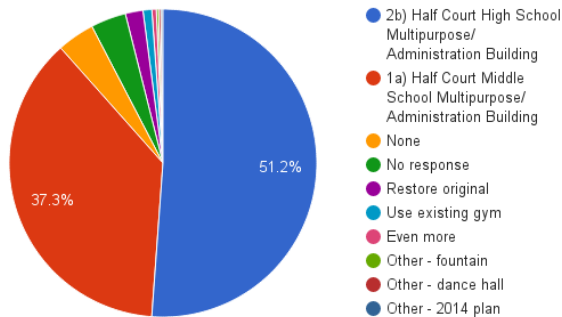
Zone 1: Breakout "Other" Responses



Zone 1: Breakout of "Other" responses

		% of "other" responses	% of total responses
None	17	34.00%	3.94%
No response	16	32.00%	3.70%
Restore original	8	16.00%	1.85%
Use existing gym	4	8.00%	0.93%
Even more	2	4.00%	0.46%
Other - fountain	1	2.00%	0.23%
Other - dance hall	1	2.00%	0.23%
Other - 2014 plan	1	2.00%	0.23%
Grand Total	50	100.00%	11.57%

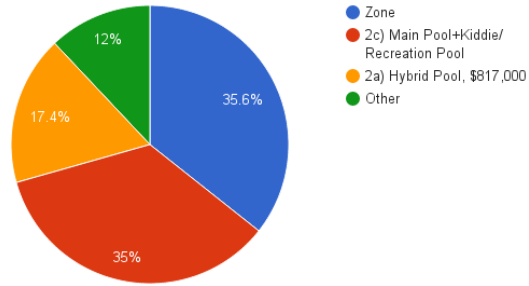
Zone 1: Gym/Multipurpose/Administration Combined



Zone 1: Combined Graph

2b) Half Court High School Multipurpose/Administration Building	221	51.16%
1a) Half Court Middle School Multipurpose/Administration Building	161	37.27%
None	17	3.94%
No response	16	3.70%
Restore original	8	1.85%
Use existing gym	4	0.93%
Even more	2	0.46%
Other - fountain	1	0.23%
Other - dance hall	1	0.23%
Other - 2014 plan	1	0.23%
Grand Total	432	100.00%

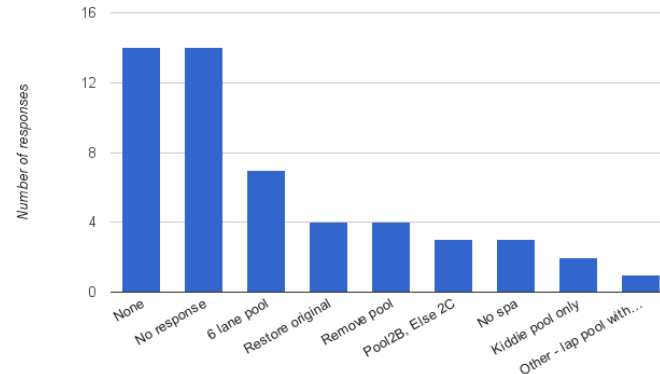
Zone 2: Pool(s)



Zone 2: Pool(s)

Category	Count	Percentage
Zone	154	35.6%
2c) Main Pool+Kiddie/Recreation Pool	151	35.0%
2a) Hybrid Pool, \$817,000	75	17.4%
Other	52	12.0%
Grand Total	432	100.0%

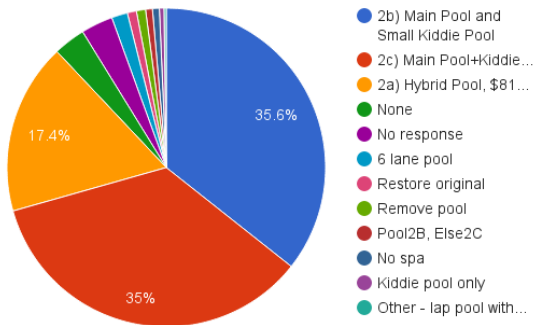
Zone 2: Breakout of "Other" responses



Zone 2: Breakout of "Other" responses

Category	Count	% of "other" responses	% of total responses
None	14	26.92%	3.24%
No response	14	26.92%	3.24%
6 lane pool	7	13.46%	1.62%
Restore original	4	7.69%	0.93%
Remove pool	4	7.69%	0.93%
Pool2B, Else 2C	3	5.77%	0.69%
No spa	3	5.77%	0.69%
Kiddie pool only	2	3.85%	0.46%
Other - lap pool with fountain	1	1.92%	0.23%
"Other" Responses Totals	52	100%	12.0%

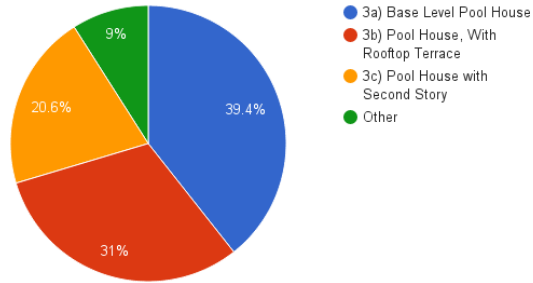
Zone 2: Pool(s) Combined



Zone 2: Combined Graph

Category	Count	Percentage
2b) Main Pool and Small Kiddie Pool	154	35.6%
2c) Main Pool+Kiddie/Recreation Pool	151	35.0%
2a) Hybrid Pool, \$817,000	75	17.4%
None	14	3.2%
No response	14	3.2%
6 lane pool	7	1.6%
Restore original	4	0.9%
Remove pool	4	0.9%
Pool2B, Else 2C	3	0.7%
No spa	3	0.7%
Kiddie pool only	2	0.5%
Other - lap pool with fountain	1	0.2%
Grand Total	432	100.0%

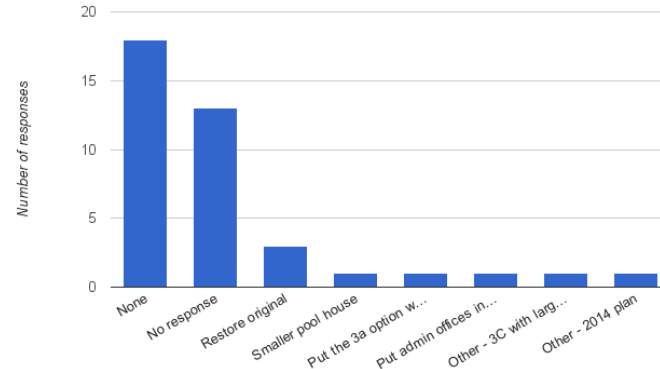
Zone 3: Pool House



Zone 3: Pool House

3a) Base Level Pool House	170
3b) Pool House, With Rooftop Terrace	134
3c) Pool House with Second Story	89
Other	39
Grand Total	432

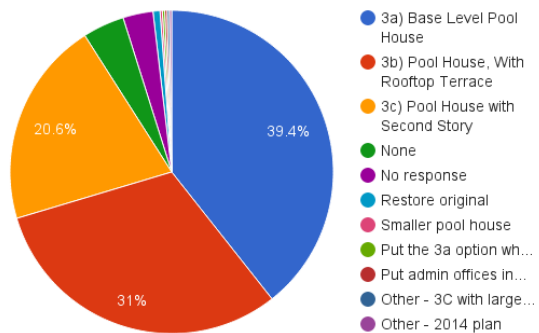
Zone 3: Breakout of "Other" responses



Zone 3: Breakout of "Other" responses

		% of "other" reponses	% of total responses
None	18	46.15%	4.17%
No response	13	33.33%	3.01%
Restore original	3	7.69%	0.69%
Smaller pool house	1	2.56%	0.23%
Put the 3a option where the existing office building is. Continue havi	1	2.56%	0.23%
Put admin offices in pool house if 2nd story approved	1	2.56%	0.23%
Other - 3C with larger terrace area	1	2.56%	0.23%
Other - 2014 plan	1	2.56%	0.23%
Grand Total	39	100.00%	9.0%

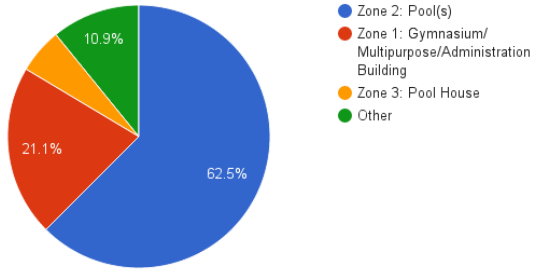
Zone 3: Pool House Comprehensive



Zone 3: Pool House Combined

3a) Base Level Pool House	170	39.35%
3b) Pool House, With Rooftop Terrace	134	31.02%
3c) Pool House with Second Story	89	20.60%
None	18	4.17%
No response	13	3.01%
Restore original	3	0.69%
Smaller pool house	1	0.23%
Put the 3a option where the existing office building is. Continue havi	1	0.23%
Put admin offices in pool house if 2nd story approved	1	0.23%
Other - 3C with larger terrace area	1	0.23%
Other - 2014 plan	1	0.23%
Grand Total	432	100.00%

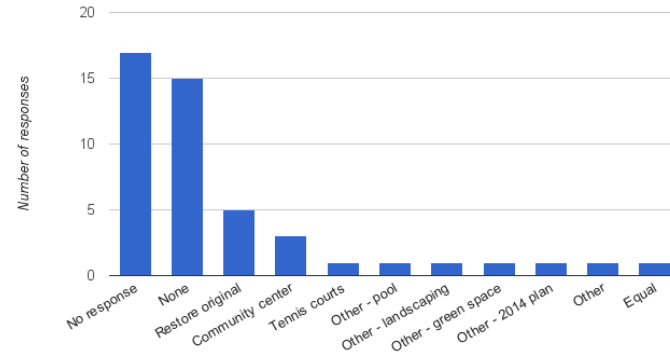
The most important amenity to me is:



The most important amenity to me is:

Amenity	Count	Percentage
Zone 2: Pool(s)	270	62.50%
Zone 1: Gymnasium/Multipurpose/Administration Building	91	21.06%
Zone 3: Pool House	24	5.56%
Other	47	10.88%
Grand Total	432	100.00%

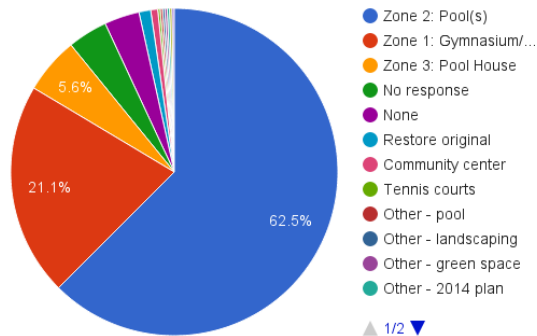
Most important amenity: Breakout of "Other" responses



Most important amenity: Breakout of "Other" responses

Response	Number of responses	% of "other" reponses	% of total responses
No response	17	36.17%	3.94%
None	15	31.91%	3.47%
Restore original	5	10.64%	1.16%
Community center	3	6.38%	0.69%
Tennis courts	1	2.13%	0.23%
Other - pool	1	2.13%	0.23%
Other - landscaping	1	2.13%	0.23%
Other - green space	1	2.13%	0.23%
Other - 2014 plan	1	2.13%	0.23%
Other	1	2.13%	0.23%
Equal	1	2.13%	0.23%
Grand Total	47	100.0%	10.88%

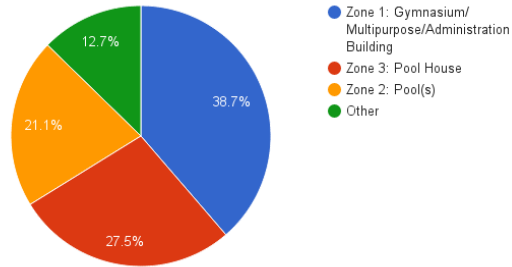
The most important amenity to me is: (Combined)



The most important amenity to me is (combined)

Amenity	Count	Percentage
Zone 2: Pool(s)	270	62.50%
Zone 1: Gymnasium/Multipurpose/Administration Building	91	21.06%
Zone 3: Pool House	24	5.56%
No response	17	3.94%
None	15	3.47%
Restore original	5	1.16%
Community center	3	0.69%
Tennis courts	1	0.23%
Other - pool	1	0.23%
Other - landscaping	1	0.23%
Other - green space	1	0.23%
Other - 2014 plan	1	0.23%
Other	1	0.23%
Equal	1	0.23%
Grand Total	432	100.00%

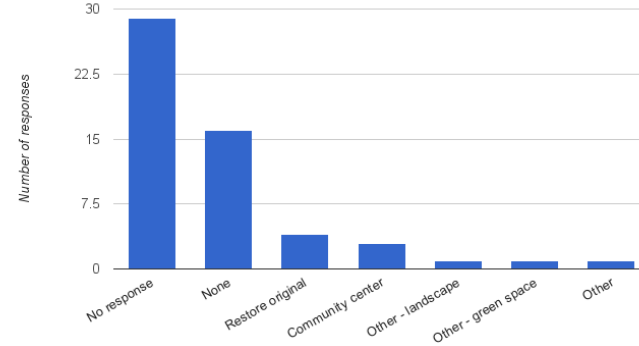
The second most important amenity to me is:



The second most important amenity to me is

Zone 1: Gymnasium/Multipurpose/Administration Building	167	38.66%
Zone 3: Pool House	119	27.55%
Zone 2: Pool(s)	91	21.06%
Other	55	12.73%
Grand Total	432	100.00%

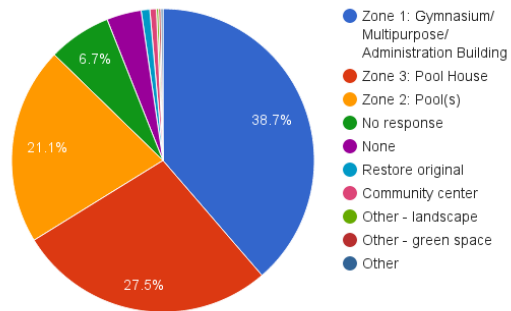
Second most important: Breakout of "Other" responses



Second most important amenity: Breakout of "Other" responses

		% of "other" responses	% of total responses
No response	29	52.73%	6.71%
None	16	29.09%	3.70%
Restore original	4	7.27%	0.93%
Community center	3	5.45%	0.69%
Other - landscape	1	1.82%	0.23%
Other - green space	1	1.82%	0.23%
Other	1	1.82%	0.23%
Grand Total	55	100.00%	12.73%

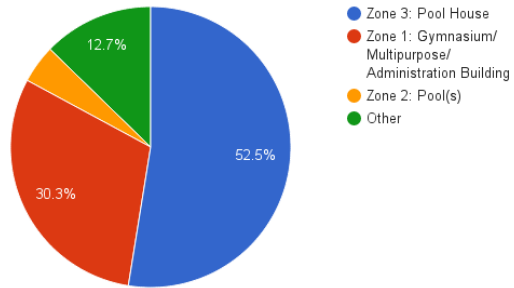
The second most important amenity to me is: (Combined)



Second most important amenity (combined)

Zone 1: Gymnasium/Multipurpose/Administration Building	167	38.66%
Zone 3: Pool House	119	27.55%
Zone 2: Pool(s)	91	21.06%
No response	29	6.71%
None	16	3.70%
Restore original	4	0.93%
Community center	3	0.69%
Other - landscape	1	0.23%
Other - green space	1	0.23%
Other	1	0.23%
Grand Total	432	100.00%

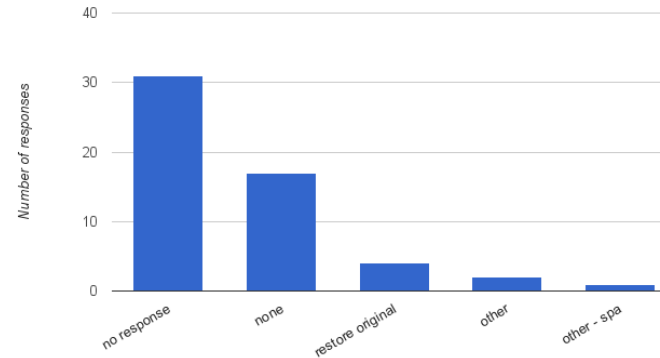
The least important amenity to me is:



The least important amenity to me is

Zone 3: Pool House	227	52.55%
Zone 1: Gymnasium/Multipurpose/Administration Building	131	30.32%
Zone 2: Pool(s)	19	4.40%
Other	55	12.73%
Grand Total	432	100.00%

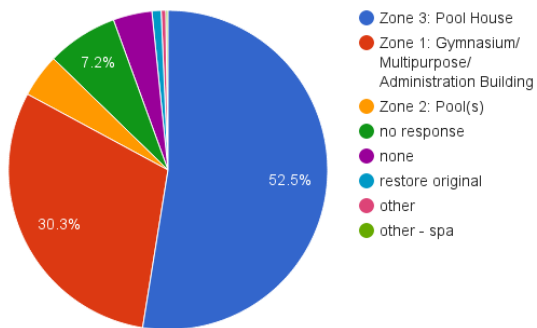
Least important amenity: Breakout of "Other" responses



Breakout of "Other" responses

		% of "other" reponses	% of total responses
no response	31	56.36%	7.18%
none	17	30.91%	3.94%
restore original	4	7.27%	0.93%
other	2	3.64%	0.46%
other - spa	1	1.82%	0.23%
Grand Total	55	100.00%	12.73%

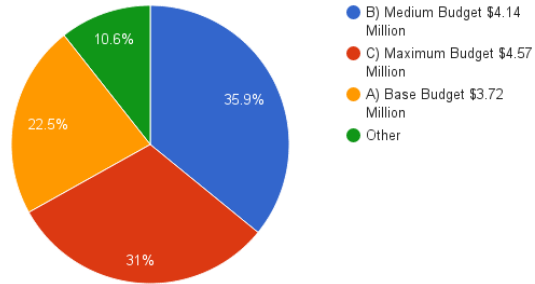
The least important amenity to me is: (Combined)



The least important amenity to me is: (Combined)

Zone 3: Pool House	227	52.55%
Zone 1: Gymnasium/Multipurpose/Administration Building	131	30.32%
Zone 2: Pool(s)	19	4.40%
no response	31	7.18%
none	17	3.94%
restore original	4	0.93%
other	2	0.46%
other - spa	1	0.23%
Grand Total	432	100.00%

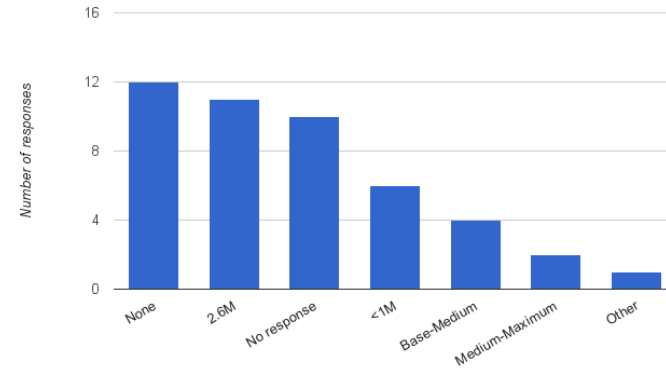
Budget choices



Budget Choices

B) Medium Budget \$4.14 Million	155	35.88%
C) Maximum Budget \$4.57 Million	134	31.02%
A) Base Budget \$3.72 Million	97	22.45%
Other	46	10.65%
Grand Total	432	100.00%

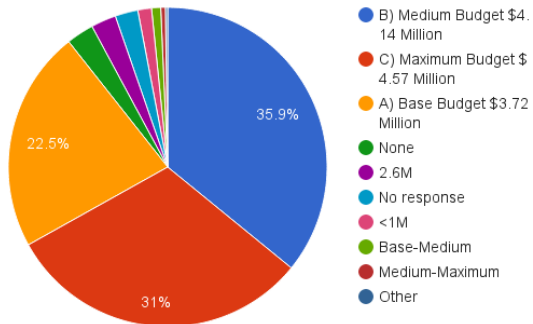
Budget choices: Breakout of "Other" responses



Breakout of "Other" responses

Response Category	Number of responses	% of "other" responses	% of total responses
None	12	26.09%	2.78%
2.6M	11	23.91%	2.55%
No response	10	21.74%	2.31%
<1M	6	13.04%	1.39%
Base-Medium	4	8.70%	0.93%
Medium-Maximum	2	4.35%	0.46%
Other	1	2.17%	0.23%
Grand Total	46	100.00%	10.65%

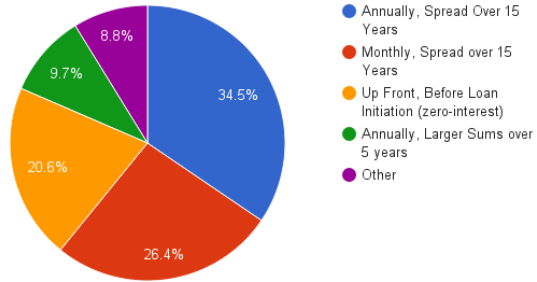
Budget Choices (combined)



Budget Choices (combined)

B) Medium Budget \$4.14 Million	155	35.88%
C) Maximum Budget \$4.57 Million	134	31.02%
A) Base Budget \$3.72 Million	97	22.45%
None	12	2.78%
2.6M	11	2.55%
No response	10	2.31%
<1M	6	1.39%
Base-Medium	4	0.93%
Medium-Maximum	2	0.46%
Other	1	0.23%
Grand Total	432	100.00%

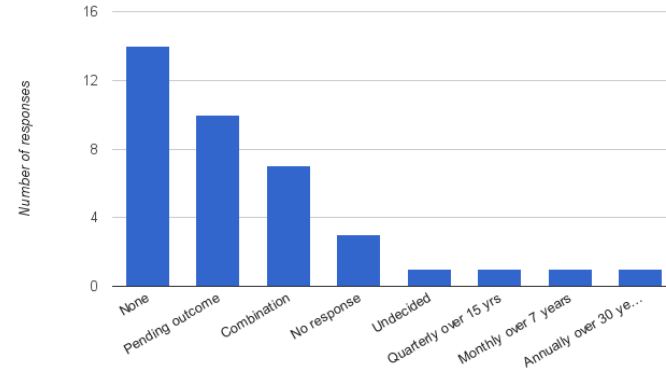
Financing Options



Financing Options

Annually, Spread Over 15 Years	149	34.49%
Monthly, Spread over 15 Years	114	26.39%
Up Front, Before Loan Initiation (zero-interest)	89	20.60%
Annually, Larger Sums over 5 years	42	9.72%
Other	38	8.80%
Grand Total	432	100.00%

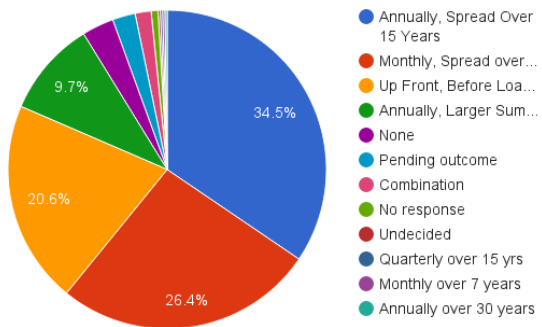
Financing Options: Breakout of "Other" responses



Financing Options: Breakout of "Other" responses

Response Category	Number of responses	% of "other" responses	% of total responses
None	14	36.84%	3.24%
Pending outcome	10	26.32%	2.31%
Combination	7	18.42%	1.62%
No response	3	7.89%	0.69%
Undecided	1	2.63%	0.23%
Quarterly over 15 yrs	1	2.63%	0.23%
Monthly over 7 years	1	2.63%	0.23%
Annually over 30 years	1	2.63%	0.23%
Grand Total	38	100.00%	8.80%

Financing Options Combined



Financing Options Combined

Annually, Spread Over 15 Years	149	34.49%
Monthly, Spread over 15 Years	114	26.39%
Up Front, Before Loan Initiation (zero-interest)	89	20.60%
Annually, Larger Sums over 5 years	42	9.72%
None	14	3.24%
Pending outcome	10	2.31%
Combination	7	1.62%
No response	3	0.69%
Undecided	1	0.23%
Quarterly over 15 yrs	1	0.23%
Monthly over 7 years	1	0.23%
Annually over 30 years	1	0.23%
Grand Total	432	100.00%